



Evergreen Boosters

Band, Colorguard & Orchestra

Committed to EXCELLENCE, driven by PASSION, bound as a FAMILY;
WE ARE EVERGREEN

Introduction

Welcome to the EHS Boosters!

Our mission is to provide the best possible experience for your student while here at Evergreen High School.

As a member of the Evergreen High School Boosters, you have several sources of information available to you. The Directors and Boosters use all of these avenues to share information, so you and your student can thrive in the EHS band program.



- **The Boosters website: EHSBoosters.org**

This website is your primary source of information about everything band, colorguard or orchestra at Evergreen High School. Resources include activity calendars, contact information, etc.

- **Facebook: Evergreen Marching Band Current Members**

All members of the EHS Boosters are encouraged to join this group so they receive real-time updates and event notifications. This is also a great place to meet fellow Booster parents.

- **Email**

The Directors and Boosters send frequent information about upcoming events. Follow the “CLICK HERE to Sign Up” link at the bottom of the Boosters website to join the email distribution list. While you’re there, don’t forget to select volunteering opportunities that interest you.

- **Charms Office Assistant (CHARMS)**

CHARMS is an online system our directors use to share information with students and parents at Evergreen High School. Use your student’s ID number to access your student’s account balance and other documents they’ll need while participating in the EHS band program.

- **Parent Meetings**

The Directors and Boosters invite you to attend a monthly parent meeting. Schedules for each meeting are listed on the EHS Boosters website. We encourage you to attend these important meetings to learn about upcoming events, and answer any questions you may have.

- **Weekly Newsletters**

The Directors will be publishing a weekly newsletter that highlights upcoming events, celebrates recent achievements, and shares important information about the EHS band program. You will receive these newsletters via email if you have joined the EHS mailing distribution list.

- **Getting Involved ...**

We’ve often found that Booster members are most informed when they get involved with their student’s practice schedules, volunteer to help at a football game performance, or attend a marching band & colorguard competition. Participating in these events provide a wonderful opportunity for family members to recognize their student’s progress.

Boosters Website

Please use this section as reference when visiting the EHS Boosters website. We'll call out the most important / useful options of this site.

The image shows a screenshot of the Evergreen Boosters website navigation menu. The menu is dark with white text. The top row contains: Home, Alumni (with a dropdown arrow), Media, News Blog, Contact Information, and CHARMS. The bottom row contains: Ensembles (with a dropdown arrow), Resources (with a dropdown arrow), Fundraising, and Calendar. The Evergreen logo is on the left, with 'evergreen' in a stylized font and 'Band Colorguard Orchestra' below it. Five yellow callout boxes with black text point to specific menu items:

- Top-left callout: "View names and contact information for the staff, board members, and committee heads that support the EHS band program." (points to Contact Information)
- Top-right callout: "Use this link to access the CHARMS system." (points to CHARMS)
- Bottom-left callout: "Use this menu to access newsletters, as well as forms and documents related to the EHS band program." (points to Resources)
- Bottom-middle callout: "Use this menu to learn more about **personal account** and **general fund** fundraising opportunities you can take advantage of in our program." (points to Fundraising)
- Bottom-right callout: "Use this link to view upcoming events related to the EHS band program. **NOTE: This page includes instructions for syncing our calendar to your smartphone.**" (points to Calendar)

We encourage students and family members to visit the EHS Boosters website often. The site is updated regularly with additional information, and up to date calendar events.

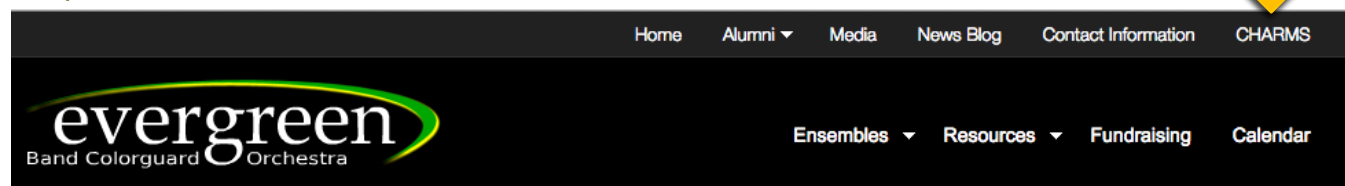
If you notice any errors or have suggestions for improved content, please send email to our web maintenance team at webmaster@ehsboosters.org

Charms Office Assistant (CHARMS)

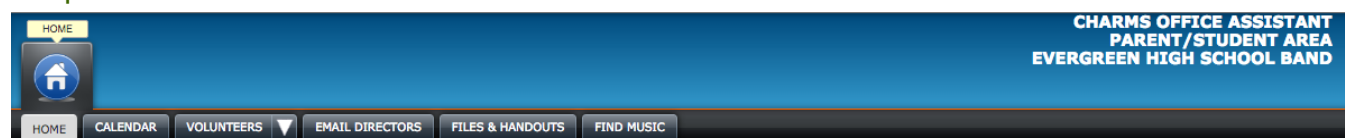
Please use this section as reference when visiting the CHARMS website.



Step 1



Step 2 – Public Access



Use this option to view upcoming events related to the EHS band program.


Use this option to select and sign up for various volunteer opportunities.

Use these options to download information your student will need in the EHS band program.


Step 3 – Private / Student Account Access

Students & family members can use their student ID to access additional information in CHARMS. When logging in, enter the student’s ID / password in the “Student Area Password” field.


Note: Visit the Evergreen Public Schools website (<http://evergreenps.org/>) and select the **Family Access (Skyward)** option to access the Skyward system and retrieve your student ID.




Select this option to view/change student information, or change your CHARMS password.



Select this option to view activity in the student’s personal fundraising account.



Select this option to view items checked out to your student (uniforms, instruments, etc) and/or instrument insurance that has been purchased.



Select this option to view multiple options related participation in the EHS band program.